



National Marine Manufacturers Association

nmma.org

ECONOMIC SIGNIFICANCE OF RECREATIONAL BOATING IN OHIO

CONGRESSIONAL DISTRICT 3

Number of Recreational Boats*	7,387
Recreational Boating Industry Businesses	18
Total Jobs	572
Annual Recreational Boating-Related Spending	\$30.6 MILLION




TOTAL ANNUAL ECONOMIC IMPACT OF RECREATIONAL BOATING:

\$72.2 MILLION

RECREATIONAL BOATS IN OH-3

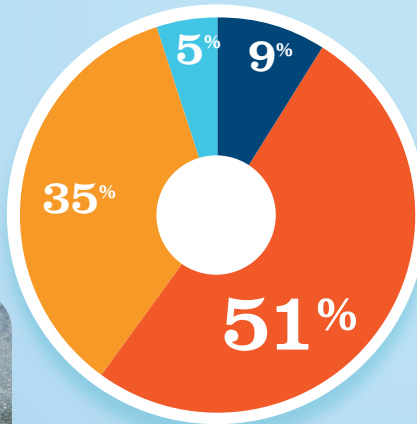
TOTAL BOATS*	7,387
REGISTERED BOATS	7,387
Power boats	6,209
PWCs	801
Sailboats	374
Other Boats	3
HOUSEHOLDS PER BOAT	39.8



* Total boats are registered boats as reported by states to the USCG.

RECREATIONAL BOATING CREATES JOBS IN OH-3

TOTAL BOATING JOBS	159
Boat Building	8
Motor / Engine Mfgr.	-
Accessory / Supplies Mfgr.	55
Dealers / Wholesalers	81
Boat Services	15

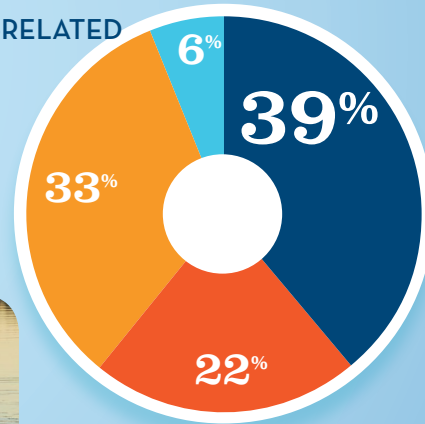


● BOAT BUILDING ● DLRS/WHOLESALERS
● MOTOR/ENG. MFGR. † ● BOAT SERVICES
● ACC./SUPPLIES MFGR. † 0%



RECREATIONAL BOATING-RELATED BUSINESSES IN OH-3

TOTAL BUSINESSES	18
Boat Building	1
Motor / Engine Mfgr.	-
Accessory / Supplies Mfgr.	6
Dealers / Wholesalers	4
Boat Services	7



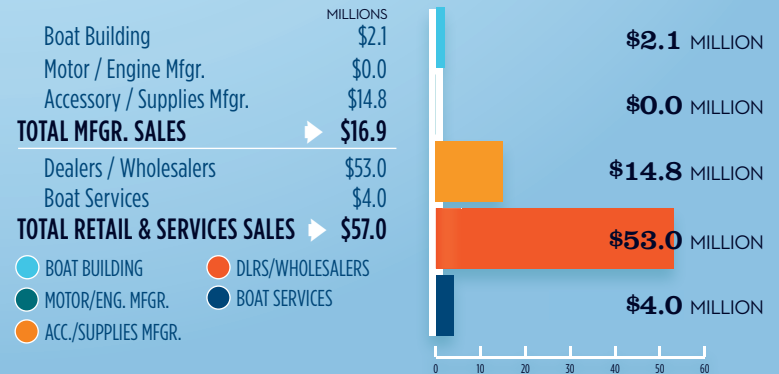
● BOAT BUILDING ● DLRS/WHOLESALERS
● MOTOR/ENG. MFGR. † ● BOAT SERVICES
● ACC./SUPPLIES MFGR. † 0%



ESTIMATED JOBS IMPACT OF RECREATIONAL BOATING-RELATED SPENDING IN OH-3



RECREATIONAL BOATING INDUSTRY SALES IN OH-3



Source: NMMMA's Center of Knowledge; Recreational Marine Research Center at Michigan State University